


## Rebel Series Braces Powdercoat Colors

Standard finish for Rebel series knee braces is black or Argento Gray Powder Coat. Optional high gloss Powder Coat finishes available with an additional day of production.




## RelieverOne OA

Powdercoat/ Colors




These images are a close representation of actual colors, but are not an exact duplication. The colors and fabrics shown are for illustration purposes only, and will vary slightly from the actual finish of the brace. If you have questions, please call Townsend Design's fabrication center, 800-432-3466.


## Premier Series Braces Paint Colors



## Premier Series Braces Textured Powdercoat Colors



## Full shell Series Braces Fabric/ Pigments



Sheer fabrics (red, teal and purple) are added over the graphite to create a snake skin like look (a clear graphite brace with a color tint). Patients can also provide 1 yard of material. We recommend small repeat pattern polyester or cotton materials. Any logo or emblem must be small enough to fit within the trim lines of the brace. Dipping a piece of the fabric in water shows how the material could appear after fabrication (the lamination process will generally darken and dull colors). There is a charge for this inlay service if the patient provides their own fabric.

## Townsend Design Custom Paint Finishes

Townsend Design offers several custom paint finishes. Custom painting is available on Premier Series and Rebel Series knee braces. The charge for this service is nonrefundable and will vary based on the type of brace and finish that is selected. When ordering, please indicate the color code number (shown below). Other solid custom colors may be available by special request. If you have questions, please call 800.432.3466 and ask speak to with Jon Lamas.



### FLAMES

These braces are painted with a black base coat that shows only along the edges of the sides of the shell. One brace (left) has a yellow paint finish over the front of the shells with orange highlights that create the flames. The second brace (right) has a silver paint finish over the front of the brace with blue highlights to create the flames.



### PATRIOTIC

This brace features a blue thigh shell with white stars, and a tibia shell with red and white stripes.



### Glow

Glow in the dark pink and glow in the dark lime green look really cool in daylight, and are great for joggers who run after dark. Braces glow for about 30 minutes after exposure to light.

### CHAMELEON

In sunlight, or from different distances, the paint finish will change colors just like a chameleon. The first brace (far left) has translucent colors that change from green to purple tones. The second brace (middle left) is predominately purple in color from a combination of red and blue tones. The third brace (middle right) combines cyan and purple tones so sometimes it looks blue and sometimes a light purple. The fourth brace (right) combines magenta and gold tones, creating a beautiful reddish gold tone that constantly changes in the light.



Magenta to Gold


Cyan to Purple

Red to Blue (Purple)

Green to Purple

### MARBLE

These braces have a marble appearance. The marble looks like black cracks, or dark veins running through the brace's paint finish. The first brace (far left) is marble lilac and is purple in color. The second brace (middle left) has a more reddish purple color that looks mauve in bright light. The third brace (middle right) is marble emerald that combines green and black tones. The fourth brace is marble blue and combines a rich dark blue color with the black crackle lines.



Marble Lilac

Marble Purple

Marble Green

Marble Blue